

# Park University Fast Facts Fall 2023

**Total headcount:**  
**6,634**

Park University has 58 undergraduate major programs (8 associate and 50 baccalaureate), 15 graduate major programs, and 29 certificate programs.

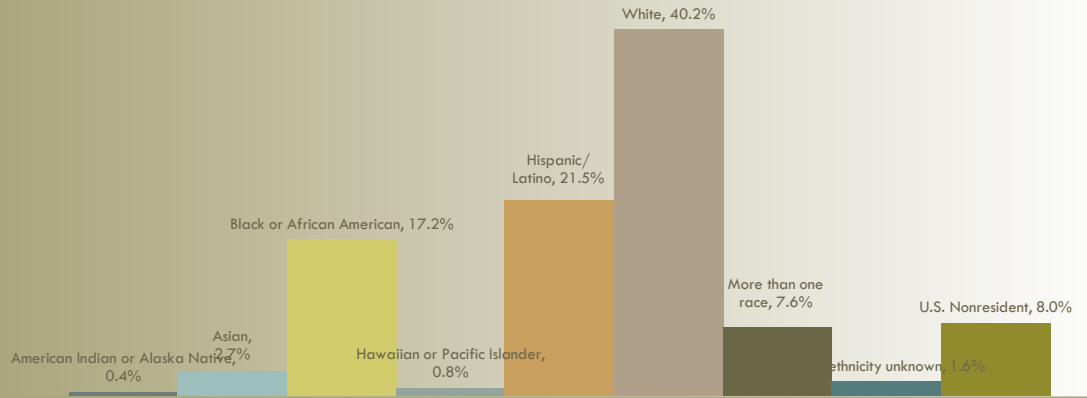
## Student Demographics

Undergraduates: 5,376  
50.1% full-time (2,695)  
49.9% part-time (2,681)  
average age = 29.6

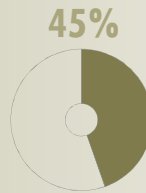
Graduate students: 1,258  
18.7% full-time (235)  
81.3% part-time (1,023)  
average age = 34.3

Women: 47%  
Men: 53%

Full-time Equivalency (FTE): 4,374

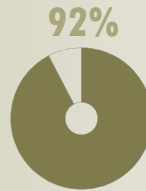


International students come from 76 countries. Top countries are India, Ghana, Kenya, Brazil, Canada, Nepal, Italy, Germany, Russia, and Uzbekistan.



### Affiliation with the military:

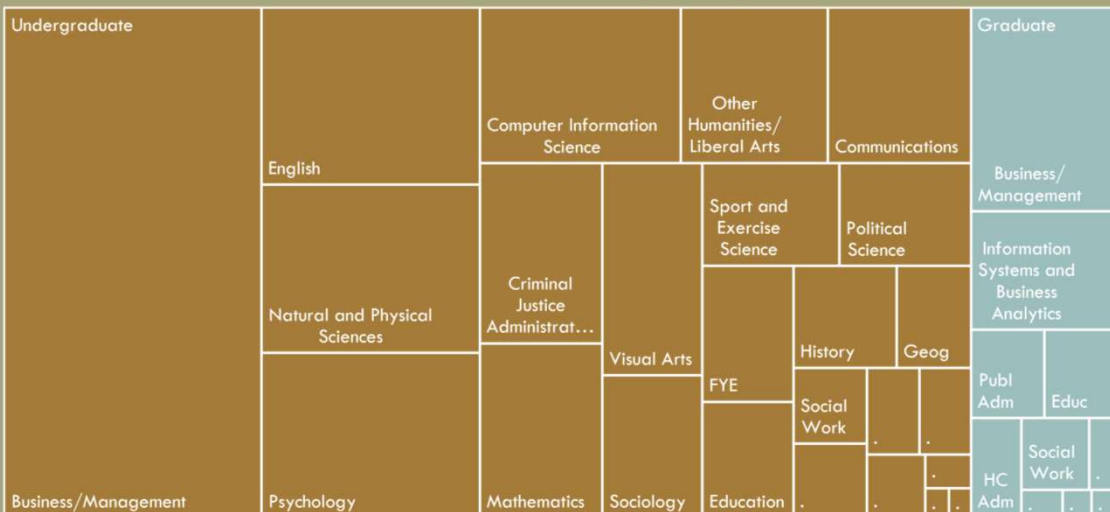
Active-duty servicemembers, veterans, spouses, or dependents. Service branches for active-duty or veteran students: Air Force (53%), Army (23%), Marines (19%), all others (5%).



### Students taking at least one online class:

Most students take at least one online class. Sixty-three percent of all student credit hours are taken online.

## Student Credit Hours (60,155)



### Faculty:

104 full-time, 600+ adjunct. Seventy-nine percent (79%) of full-time faculty have a doctorate or other terminal degree. Sixty-four percent (64%) of full-time faculty are tenured or tenure-track.

# Frequently Asked Questions

## 1. What is Park's admissions rate?

Park University is an open-admissions institution at the undergraduate level and, as such, does not report admissions rates.

## 2. How many student-athletes are at Park?

For 2022-2023 EADA Survey, we reported 757 student-athletes: 395 at Parkville and 362 at Gilbert.

## 3. What is Park's Carnegie Classification?

Carnegie classifications (2021) are as follows:

*Basic:* Master's Colleges & Universities: Larger Programs;

*Undergraduate Instructional Program:* Professions Focus, Some Graduate Coexistence;

*Graduate Instructional Program:* Postbaccalaureate: Business-dominant, with Arts & Sciences;

*Enrollment Profile:* High undergraduate;

*Undergraduate Profile:* Four-year, Higher part-time;

*Size and Setting:* Four-year, Medium, Primarily Nonresidential.

## 4. How many began as new undergraduates in fall?

In Fall 2022, there were 336 first-time students (216 full-time, 120 part-time) and 768 new undergraduate transfer students (475 full-time, 293 part-time). Source: 2022-2023 IPEDS Fall Enrollment Survey.

## 5. How many employees does Park have?

In Fall 2022: 398 full-time employees and 711 part-time employees including adjunct faculty. Source: 2022-2023 IPEDS Human Resources Survey.

## 6. What kinds of financial support do students receive?

In 2021-2022, thirty-five percent of undergraduates were awarded Pell grants (average: \$4,034); thirty percent of undergraduates received Federal Student Loans (average \$7,057). Of the subset of those who were full-time first-time degree-seeking students, fifty-one percent were awarded Pell grants (average: \$5,050) and sixty percent received Federal Student Loans (average: \$5,352). Ninety percent of full-time first-time students receive some kind of aid. Source: 2022-2023 IPEDS Student Financial Aid Survey (Fall 2021 cohort data).

## 7. What are the totals for graduates and programs completed?

In 2022-2023, there were 2,002 total unduplicated graduates: 75 students were awarded 84 undergraduate certificates, 124 students were awarded 124 associate's degrees (with 126 major programs), 1,393 students were awarded 1,397 bachelor's degrees (with 1,410 majors), 1 student was awarded an Artist Diploma, 539 students were awarded 539 master's degrees, and 6 students were awarded 6 Educational Specialist degrees.

## 8. What is the graduation rate?

The latest published Overall Graduation Rate is 24%. The transfer-out rate is 37%. The graduation rate for the Bachelor's Cohort is 25%. Source: 2021-2022 IPEDS Graduation Rates Survey (Fall 2015 incoming cohort).

## 9. What are the most popular majors?

The most popular major areas for bachelor's degree completers are Business/Management (all areas) (43.5%), Psychology (all areas) (13.9%), Information Systems and Computer Science (all areas) (10.2%), Criminal Justice Administration (8.7%) and Interdisciplinary Studies (4.4%).

## 10. What is Park's retention rate?

The latest published Retention Rate is 57% for first-time full-time students and 36% for first-time part-time students. (Fall 2022 incoming cohort)

## 11. What states are represented?

States with the most students (Fall 2023) are Missouri (1600+) and Texas (900+). All fifty states are represented.

## 12. What is the 12-month unduplicated headcount?

The 12-month unduplicated headcount for 2022-2023 was 9,116. The 12-month full-time equivalency (FTE) was 5,066.